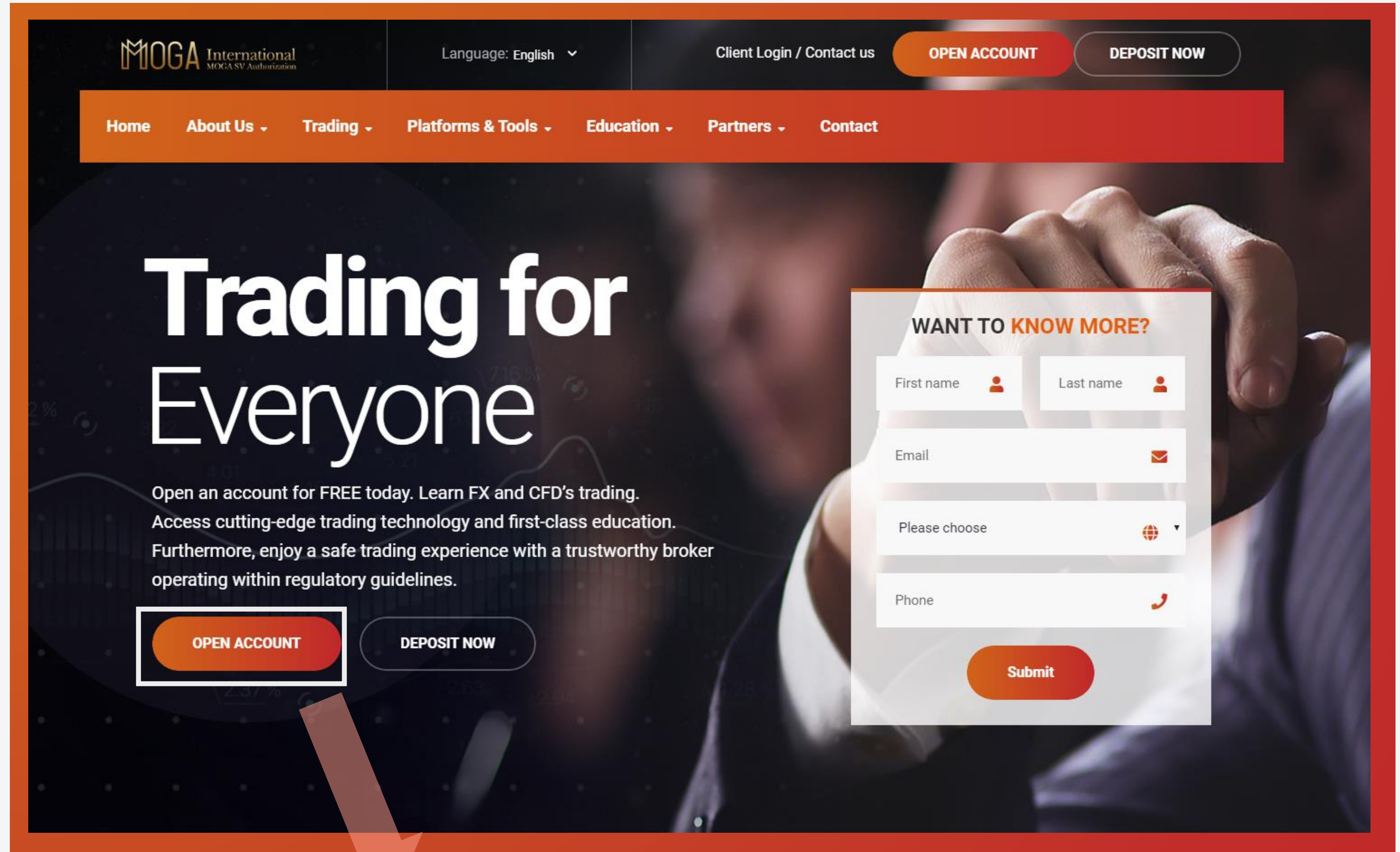


MOGA

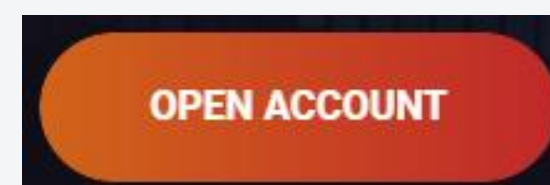
ACCOUNT OPENING

1. Start by going to www.mogainternational.com

Go to MOGA website



2. Click



Fill in Name, Nationality, Country of residence, and Phone number, then click

Next

Step 1:

Fill in your information

The screenshot shows a registration form with a progress indicator at the top. The progress bar has five steps: 1. Fill in your information (highlighted in orange), 2. User information set-up, 3. Personal information, 4. Financial information, and 5. Trade. Below the progress bar, it says "Estimated time to complete: 4 minutes". The form fields are: First Name (with a person icon), Surname (with a person icon), Choose Country (with a globe icon and a dropdown arrow), Country of Residence (with a globe icon and a dropdown arrow), Email address (with an envelope icon), and a field for a mobile number (with a dropdown arrow showing "1" and a minus sign). Below the mobile number field, it says "Please provide a valid mobile number for receiving the authorization code." At the bottom of the form, there is a "Next" button highlighted with a red box.

step 1

2 3 4 5

Fill in your information User information set-up Personal information Financial information Trade

Estimated time to complete: 4 minutes

First Name Surname

Choose Country

Country of Residence

Email address

Please provide a valid Email for receiving the verification link.

1

Please provide a valid mobile number for receiving the authorization code.

Next

Step 2:

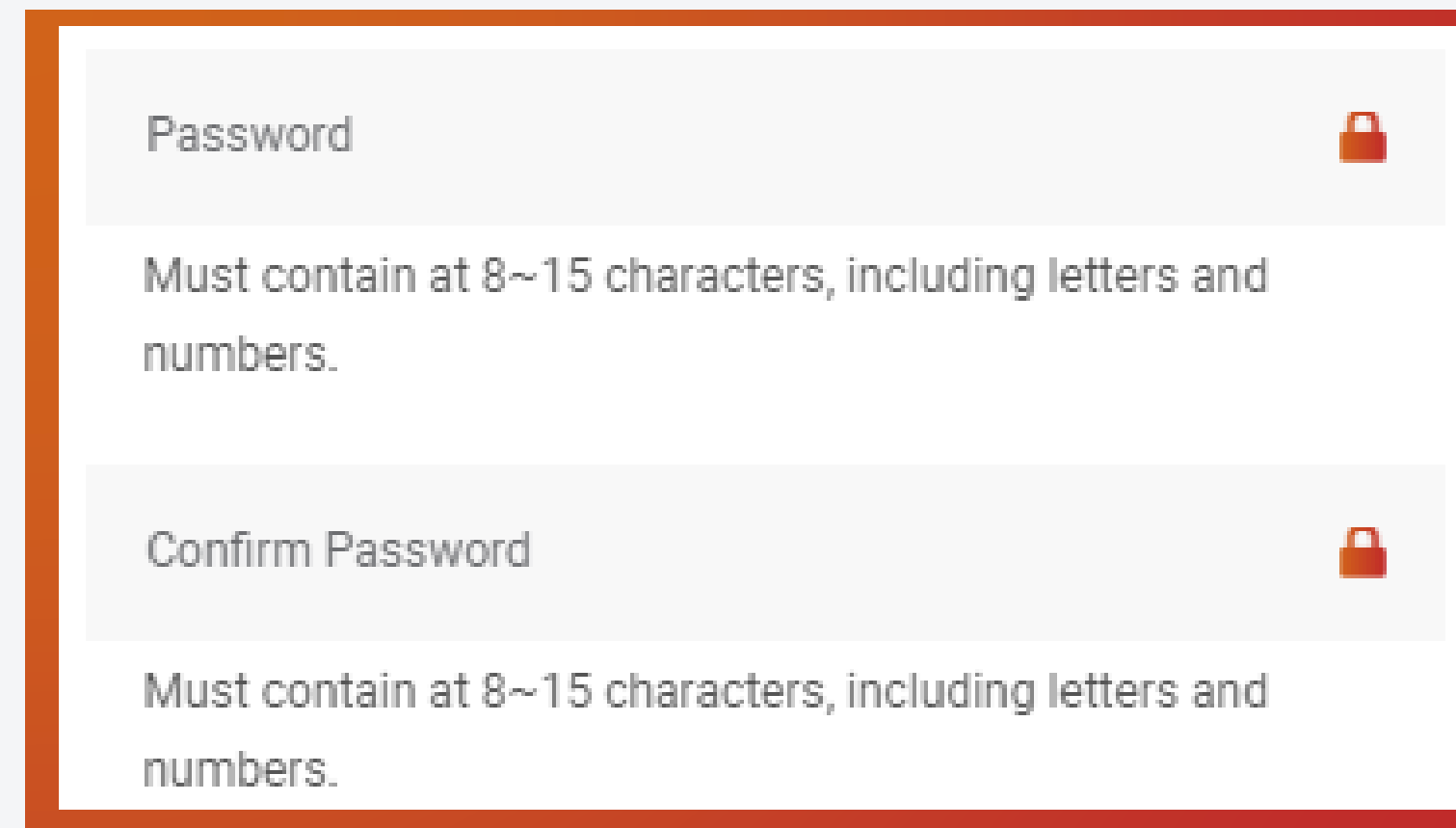
User information set-up

The screenshot displays a registration form with a progress indicator at the top. The progress bar consists of five numbered circles: 1 (Fill in your information), 2 (User information set-up, highlighted in orange), 3 (Personal information), 4 (Financial information), and 5 (Trade). Below the progress bar, the form fields are as follows:


- Account:** A text input field with a red lock icon and a help icon.
- Password:** A text input field with a red lock icon and a help icon. Below it, a note states: "Must contain at 8~15 characters, including letters and numbers."
- Confirm Password:** A text input field with a red lock icon. Below it, a note states: "Must contain at 8~15 characters, including letters and numbers."
- Choose an account type:** A dropdown menu with a downward arrow.
- Additional Note:** Two checkboxes:
 - I will use an EA.
 - I will authorize a third party to manage my account.


At the bottom of the form, there are two buttons: "Back" (outlined in orange) and "Next" (solid orange).

1. Choose and confirm your password:

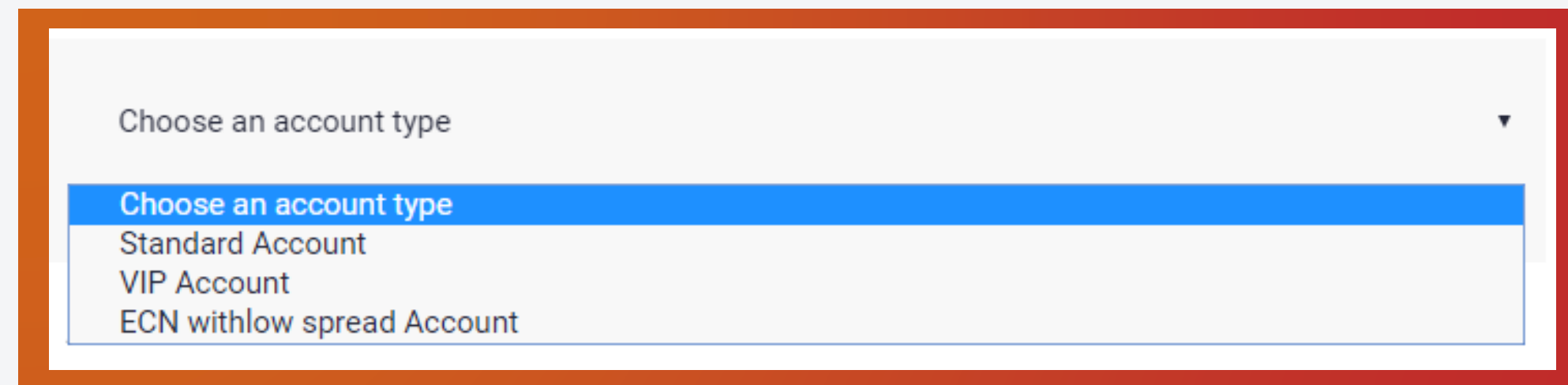


Form showing password requirements:


Password 
Must contain at 8~15 characters, including letters and numbers.

Confirm Password 
Must contain at 8~15 characters, including letters and numbers.

2. Choose Account Type:

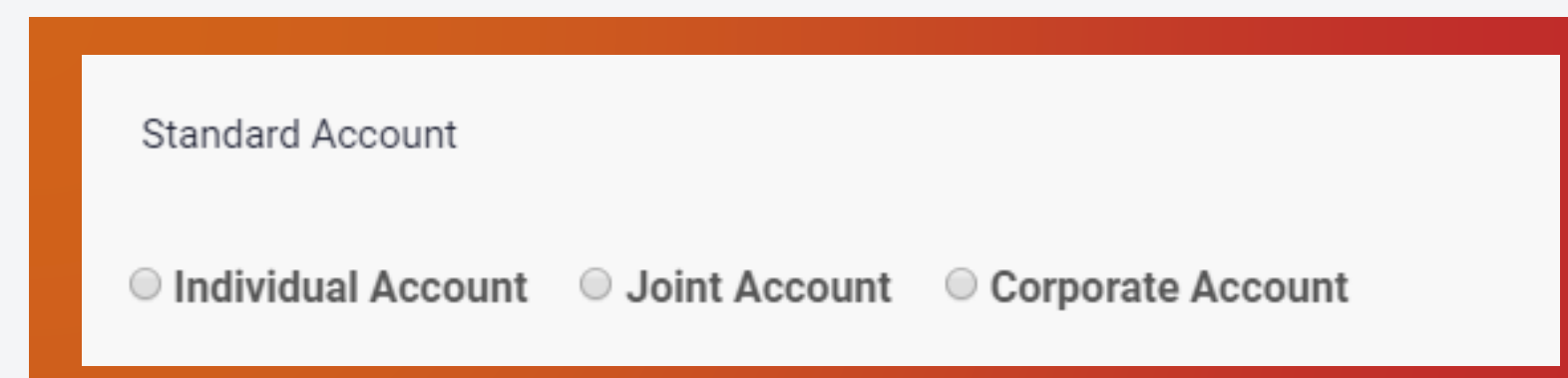


Form showing account type selection:

Choose an account type 

- Choose an account type
- Standard Account
- VIP Account
- ECN withlow spread Account

3. Select If you are opening Individual Joint or Corporate



Form showing account type selection:

Standard Account

Individual Account Joint Account Corporate Account

Step 2: User information set-up

4. Choose your leverage

Please choose the leverage rate

- 1:100 1:200 1:400 1:500

5. Select platform

Please select version of MetaTrader.

- MT4 MT5

6. Choose Trading Server

Please select trading server

- Europe Server MogalIntlGroup-Live (Recommended for non-Asian countries)
 Asia Server MogalInternational-Live-Asia (Recommend for Asian countries)

7. Select Account Currency

Please choose the currency for your MetaTrader account

Please choose

Please choose

USD
AUD
EUR
GBP

8. Check if you will use EA / Expert Advisor / Robot:

Additional Note

- I will use an EA.
 I will authorize a third party to manage my account.

Step 2: User information set-up

a. Read and understand “The letter of Direction”.

- I will use an EA.
- I have read and understand the **Letter of Direction**.
- I will authorize a third party to manage my account.

b. After understanding and agreeing to “Letter of Direction” check the box:

- I will use an EA.
- I have read and understand the **Letter of Direction**.
- I will authorize a third party to manage my account.

9. **Will** someone else be trading your account? If Yes, click the box

- Additional Note**
- I will use an EA.
 - I will authorize a third party to manage my account.
 - I have read and understand the **Limited Power of Attorney**.

a. Read and understand the **Limited Power of Attorney**.
Click check box if you agree.

- Additional Note**
- I will use an EA.
 - I will authorize a third party to manage my account.
 - I have read and understand the **Limited Power of Attorney**.
- Account Number/Name of Third Part
-

Step 2: User information set-up

b. **E**nter the account number/name of person who will trade your account.

Additional Note

- I will use an EA.
- I will authorize a third party to manage my account.
- I have read and understand the **Limited Power of Attorney**.

Account Number/Name of Third Part

Fund Manager Name

Step 2:

User
information
set-up

Step 3

Fill in Personal information

1 2 **step 3** 4 5

Fill in your information User information set-up **Personal information** Financial information Trade

Gender Date of Birth (YYYY-MM-DD) ?

Please choose ▼

ID number

Tax Information [Add another country](#)

Please list all your countries of tax residence by clicking the "Add another country" button.

Country of tax residence

Please choose ▼

Are you a Political Exposed Person (PEP)?

Yes No

Contact Information

To ensure that your account application is approved as quickly as possible, please note that **P.O. Boxes, Company Addresses and Bank Address** are not accepted as residential addresses.

Country of Residence ZIP/Postcode ?

Vietnam ▼

State / Province / County City / Town

State / Province / County City / Town

Address(Please provide the same address on your proof of address document.)

Number and Road/Street

Instant Messaging Program

Please choose ▼

Back Next

1. **C**hoose Gender, enter birthdate, and your ID Number.

Address(Please provide the same address on your proof of address document.)

Number and Road/Street

Instant Messaging Program

Please choose ▼

Back Next

2. **S**elect your country of primary Tax Residence:

Tax Information [+ Add another country](#)

Please list all your countries of tax residence by clicking the "Add another country" button.

Country of tax residence

Please choose ▼

Please choose

- Afghanistan
- Albania
- Algeria
- American Samoa
- Andorra
- Angola
- Antilles Netherland
- Antigua (WI)
- Argentina
- Armenia
- Aruba
- Australia
- Austria
- Azerbaijan
- Bahamas
- Bahrain
- Bangladesh
- Barbados
- Belarus

Step 3

Fill in Personal information

3. **Add another country** to add additional tax residence countries:

+ Add another country

4. **Do** you have a **Tax Identification Number (TIN)**?

a. If yes, click yes and enter your TIN

Do you have a Tax Identification Number (TIN)

Yes No

Tax Identification Number (TIN)

Tax Identification Number (TIN)

b. If No, click no and provide reason.

Do you have a Tax Identification Number (TIN)

Yes No

Reason TIN cannot be provided

Please choose ▼

Please choose

The country of tax residency does not issue TINs to tax residents.

The individual has not been issued with a TIN.

The country of tax residency does not require the TIN to be disclosed.

Step 3

Fill in Personal information

Step 3

Fill in Personal information

5. Enter your contact information:

Contact Information

To ensure that your account application is approved as quickly as possible, please note that **P.O. Boxes, Company Addresses and Bank Address** are not accepted as residential addresses.

Country of Residence **ZIP/Postcode** ?

Vietnam

State / Province / County **City / Town**

State / Province / County City / Town

Address(Please provide the same address on your proof of address document.)

Number and Road/Street

6. Choose best method to contact you with instant messaging:

Instant Messaging Program

Please choose ▼

Please choose

- Skype
- Whatsapp
- Line
- QQ
- FaceBook
- Viber
- Telegram
- Other


7. **E**nter instant messaging ID / Username

Instant Messaging Program	ID of Instant Messaging Program
Skype ▼	littleturtle

Step 3

Fill in Personal information

8. **C**lick



1. **Are you Employed or Self-employed?**

Step 4
Fill in Financial information

1 — 2 — 3 — **4** — 5

Fill in your information User information set-up Personal information **Financial information** Trade

Employment Information ⓘ

Employment status

- Employed
- Self-employed
- Unemployed
- Student
- Homemaker
- Retired

Category of employment

Please choose ▼

Choose your category of employment :

Category of employment

Please choose ▼

- Please choose
- Financial Services
- IT
- Retail
- Consultancy
- Healthcare
- Constructions / Real Estate
- Energy
- Manufacturing
- Other

2. Are you Unemployed, Student, Homemaker, or Retired?

Enter the source of your funds:

Employment Information ?

Employment status

- Employed
- Self-employed
- Unemployed
- Student
- Homemaker
- Retired

Source of Funds

3. What is your Annual Income?

Annual Income

- Under USD10,000
- USD10,000-19,999
- USD20,000-29,999
- USD30,000-99,999
- USD100,000-299,999
- USD300,000-1,000,000
- Over USD1,000,000

Step 4
Fill in Financial
information

4. Liquid Net Worth

(estimated total value of all your assets, minus your liabilities that are in cash or cash equivalents or could easily be converted to cash)

Liquid Net Worth (estimated total value of all your assets, minus your liabilities that are in cash or cash equivalents or could easily be converted to cash)

- Under USD10,000
- USD10,000-19,999
- USD20,000-29,999
- USD30,000-99,999
- USD100,000-299,999
- USD300,000-1,000,000
- Over USD1,000,000

5. Fill in your Trading Experience:

Trading Experience ?

What is the extent of your trading experience?

Securities

26years or more

Options

26years or more

Commodities

26years or more

Futures

26years or more

CFDs

26years or more

OTC forex exchange

26years or more

Do you understand the nature and risk of margined transactions ?

Yes No

Step 4 Fill in Financial information

6. **W**hat is **G**eneral **I**nformation?

General Knowledge

MOGA INTERNATIONAL only provides general information. General information is ?

Please choose

- Please choose
- Advice tailored to your needs, financial situation and objectives
- Advice requiring MOGA INTERNATIONAL to give you a statement of advice and to act in your best interests
- News about the market, product information, how to use the platform, general education on how to trade

7. **W**hat does **N**OT cause **m**argin **c**all?

Which of these events will NOT potentially result in a margin call ?

Please choose

- Please choose
- You have a short position and the price of the underlying asset increases
- You have a long position and the price of the underlying asset decreases
- After paying the initial margin, you decide to put more funds into your account

8. **W**hat should you know about **M**OGA **I**NTERNATIONAL platform before trading?

Platforms and Technology

What knowledge of the MOGA INTERNATIONAL trading platform should you have prior to opening and trading on a live account ?

Please choose

- Please choose
- MOGA INTERNATIONAL provides access to a demonstration account that all potential clients can practice trading strategies and platform functionality before committing to a live account
- I don't need any prior knowledge – all OTC derivatives platforms are the same

Step 4
Fill in Financial information

9. **W**hat is true about OTV derivatives such as **CFDs, Forex, and Commodities**?

Risk Management

Which of the following is true about trading OTC derivatives such as CFDs, FX and Commodities ?

Please choose

Please choose

They are complex products which carry a higher degree of risk than traditional investments such as buying shares

You should not be trading OTC derivatives such as CFDs, FX and Commodities without understanding the risk involved

All of the above

10. **W**hat is a bonus?

What is a bonus ?

Please choose

Please choose

Cash that MogaFX gives you for making large deposits or trading certain volumes

Credits paid into your account that are subject to the Bonuses and Promotions – Terms and Conditions

11. **W**hat is true about **L**everage?

Which of the following is true in regards to leverage ?

Please choose

Please choose

Used with various financial instruments, to increase the potential return of an investment

Leverage magnifies gains only

Step 4 Fill in Financial information

12. What does Margin Call mean?

Which of the following is false in regards to Margin calls ?

Please choose

Please choose

Client does not need to monitor margin level, the margin call will be notified to me via email for capital requirement

Margin calls are not considered to have been met unless and until cleared funds have been received by MogaFX

If not paid, margin calls may result in my positions being closed out

13. Agreement of Terms of Business:

Agreement of Terms of Business

- I consent to the **use of an electronic signature.**
- I have read and understood the **Product Disclosure Statement and Terms of Business.**
- I have read and understood the **Financial Services Guide.**
- I have read and understood the **Online Terms and Conditions.**
- I have read and understood the **Term of Business.**
- By submitting my personal details, I consent to be contacted by MOGA INTERNATIONAL and related parties, by any communication means provided.

Step 4
Fill in Financial
information

Step 4

Fill in Financial
information

a. Read, understand, and click if you consent to the use of an electronic signature.

- I consent to the **use of an electronic signature.**
- I have read and understood the **Product Disclosure Statement and Terms of Business.**
- I have read and understood the **Financial Services Guide.**
- I have read and understood the **Online Terms and Conditions.**
- I have read and understood the **Term of Business.**
- By submitting my personal details, I consent to be contacted by MOGA INTERNATIONAL and related parties, by any communication means provided.

b. Click if you have read and understood and agree with the “Product Disclosure Statements and Terms of Business.”

- I consent to the **use of an electronic signature.**
- I have read and understood the **Product Disclosure Statement and Terms of Business.**
- I have read and understood the **Financial Services Guide.**
- I have read and understood the **Online Terms and Conditions.**
- I have read and understood the **Term of Business.**
- By submitting my personal details, I consent to be contacted by MOGA INTERNATIONAL and related parties, by any communication means provided.

c. Click if you have read and understood and agree with the “Financial Services Guide.”

- I consent to the **use of an electronic signature.**
- I have read and understood the **Product Disclosure Statement and Terms of Business.**
- I have read and understood the **Financial Services Guide.**
- I have read and understood the **Online Terms and Conditions.**
- I have read and understood the **Term of Business.**
- By submitting my personal details, I consent to be contacted by MOGA INTERNATIONAL and related parties, by any communication means provided.

Step 4

Fill in Financial
information

d. Click if you have read and understood and agree with the “Online Terms and Conditions.”

- I consent to the **use of an electronic signature.**
- I have read and understood the **Product Disclosure Statement and Terms of Business.**
- I have read and understood the **Financial Services Guide.**
- I have read and understood the **Online Terms and Conditions.**
- I have read and understood the **Term of Business.**
- By submitting my personal details, I consent to be contacted by MOGA INTERNATIONAL and related parties, by any communication means provided.

e. Click if you have read and understood and agree with the “Term of Business.”

- I consent to the **use of an electronic signature.**
- I have read and understood the **Product Disclosure Statement and Terms of Business.**
- I have read and understood the **Financial Services Guide.**
- I have read and understood the **Online Terms and Conditions.**
- I have read and understood the **Term of Business.**
- By submitting my personal details, I consent to be contacted by MOGA INTERNATIONAL and related parties, by any communication means provided.

f. Click if you agree to be contacted by MogaFX and related parties by any means you provided.

- I consent to the **use of an electronic signature.**
- I have read and understood the **Product Disclosure Statement and Terms of Business.**
- I have read and understood the **Financial Services Guide.**
- I have read and understood the **Online Terms and Conditions.**
- I have read and understood the **Term of Business.**
- By submitting my personal details, I consent to be contacted by MOGA INTERNATIONAL and related parties, by any communication means provided.

14. Do you have an IB?

a. If Yes, enter their code:

Please enter IB code (If applicable) ?


123456 I don't have IB.

b. If No, click "I don't have IB"

Please enter IB code (If applicable) ?

Enter IB Code. I don't have IB.

15. Click



Step 4 Fill in Financial information

16. Congratulations!

Print this screen for your records and contact your MOGA Account Manager.

Step 4

Fill in Financial information

Congratulations!

You have successfully opened a new account!

- Please note that your trading account will be automatically opened after a deposit is made.
- Account will be enabled for trading once your documents are uploaded and verified.
- Please go to your inbox to verify your registered email address. Once you verify your email, the login credentials for MT4 will be sent to your inbox.
* Please keep it safe *

Your Login Details :

<p>Client Area Login</p> <p>User Name: <input style="width: 80%;" type="text"/></p> <p>Password: <input style="width: 80%;" type="password"/></p>	<p>Login ID</p> <p>User Name: <input style="width: 80%;" type="text"/></p> <p>Password: It will be sent automatically to your registered email address.</p>
--	--

To continue with the trading progress, please click the icon below to fund your account or upload your ID now.

STEP 1

Sign up

Open a MogaFX Account in just a few minutes.

STEP 2

Upload and Verify

Upload and verify your details with our compliance.

STEP 3

Fund your account

Deposit funds to your trading account, choose from multiple safe payment methods.

STEP 4

Trade

Forex, CFDs, Indices, Commodities.

Quick deposit to your account

Fast deposit funds

MT4 Account
 Abba ***abra

Note

Deposit Amount

* MogaFX does not accept deposits from third parties. Only deposits from account holders will be accepted.

Deposit Methods

- Bank Wire Transfer
- CAMBODIA Deposit
- Korea Online Banking
- Perfect Money USD
- Perfect Money EUR
- Fasapay
- Thailand Online Banking
- Malaysia Online banking First Choice
- Malaysia Online Banking
- Indonesia Online Banking First Choice
- Indonesia Online Banking
- Vietnam Online Banking First Choice
- CoinPayments

MOGA

THANKS